



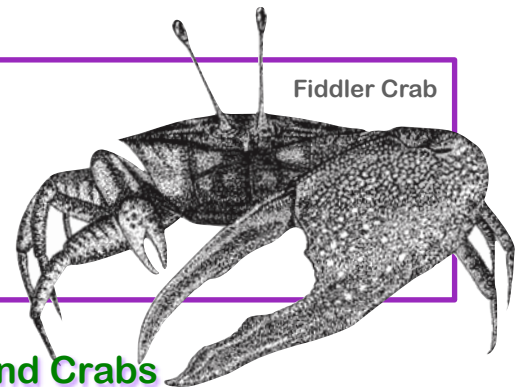
Small Planet Montessori

education for a peaceful planet

2122 N 53rd Street, Seattle Wa 98103 1-206-632-3434
inquiries@smallplanetmontessori.com www.smallplanetmontessori.com

Newsletter — May 2018

Fiddler Crab



Fun Crab Facts

- ✿ The teeth of a crab are in its stomach.
- ✿ After losing its claw, a crab can grow it back. Crabs are also called decapods, since they have ten (deca) legs (pods). The first pair of legs is modified into claws, biologically known as chelae.
- ✿ Crabs are crustaceans i.e. unlike most of the other animals; they do not have an endoskeleton. Rather, they have an exoskeleton that acts like a shield for their body.
- ✿ Crabs are also arthropods i.e. they have segmented appendages, just like cockroach, butterfly, housefly, etc.
- ✿ Crabs do not have separate thorax and abdomen. In most crabs, they are joined together and known as cephalothoraxes.
- ✿ The male crabs have narrow abdomens, while the female crabs have broader abdomens. Japanese Spider Crab can have a walking leg span of 3 to 4m, can go to 8m when outstretched.
- ✿ Japanese Spider Crab is the oldest crab of the world and is believed to be the most deep-living crab as well as the one with the longest lifespan.
- ✿ Hermit Crabs, King Crabs, Horseshoe Crabs and Porcelain Crabs are not true crabs. This is because they are not decapods.
- ✿ Fiddler Crabs have a single large claw on one side, they can raise it in an action that looks like a person waving.
- ✿ The most colorful crab in the world is probably the Sally Lightfoot Crab. It has red, orange, yellow and white colors.

Source: iloveindia.com

Dear Parents,

Enough April showers now bring on the May flowers. Sunny weather will be here soon, so respect your skin! May is Skin Cancer Awareness Month, for top tips on how to protect your family, go to: www.skincancer.org/


The Seven Continents

HOW many continents are on the earth?

The seven continents - Africa, Antarctica, Asia, Australia, Europe, North America, and South America.

All together they make up less than one-third of the earth's surface, which means more than two-thirds of the earth's surface is covered with water.

The children at Small Planet have worked their way through the seven continents and studied some of the animals that live there.



Western Pond Turtle



Tuition - A full month's tuition is due on the first of every month. **Please make checks payable to Martha Morgan.**

Morning lessons are from 9.00 - 11.30 and afternoon lessons 1.00 - 3.30. There is 15 minutes before and after class for drop-off/pick-up. Please observe these times.

Tiny Treasures - Any works at home? Bring 'em on back!

Guest Speakers - If you would like to share a special interest, hobby or holiday

Turtles and Crabs

This month the children will be studying Crabs for invertebrate of the month, and Turtles for vertebrate of the month.

The Western Pond Turtle is the only native freshwater turtle on the Pacific Coast.

Western pond turtle Fascinating Facts

From observing pond turtles foraging, biologists have found that western pond turtles swallow all their food in water and appear unable to swallow food in air!

Western pond turtles are wary and shy. If disturbed, they will usually swim under rocks, logs or vegetation to hide!

In 1990, many pond turtles in Klickitat County died from a disease similar to upper respiratory disease.

Diseases such as this can be introduced into western pond turtle populations when nonnative turtles are released into the wild! (Source: www.zoo.org)

Dates and Reminders

- ✿ **May 8th & 9th**—Mothers' Tea.
- ✿ **May 25-28** Memorial Day closure
- ✿ **Register Now**—Registration open for Fall. Registration forms available on the website or from Martha
- ✿ **Golden Gardens field trip**—June 19th. Please-sign up!
- ✿ **Last day of school and Graduation Potluck!**—June 21st. Please sign up!
- ✿ **Summer School starts Monday June 25nd.** Please sign up! Also French Camp, Cooking Camp, and Art Camp! Available for download from the website

Lunch - is 11.30 to 12.30

Coats! - Please be sure your child's coat is weather appropriate.

Friday pick up! Please collect your child by 3.45 and at 12.45 on Fridays. The school closes for the weekend at 1pm on Friday.

Thank You from Martha for your cooperation!

tradition, please have a word with Martha! The children really love to hear about special ways to celebrate!

Veronique - Every Thursday, 1 - 2 p.m. \$10.

Snack - Is it your snack day? Please swap with someone if you're going to miss your child's day.


Lunch Card - Please remember to keep your lunch card up to date! 20 lunches for \$200.00. Extra time will be charged at \$12.50 per hour.

See you at the gate! — Martha

Hummingbirds and How to Attract Them

FEEDERS

Select feeders that have red on them somewhere to attract hummers. Feeders with several feeding ports seem to work best. Choose feeders that come apart easily so they can be cleaned thoroughly. Molds and bacteria will spoil your sugar solution after several days of hanging in warm weather.



CLEANING

Don't forget to clean and change the solution in your feeders about every 4 to 5 days. Clean feeders thoroughly with a bottle brush, hot water and a little vinegar to discourage mold (do not use any soap or detergent). Don't hang out more feeders than you have time to clean and maintain. Poorly cleaned feeders are a hazard to the birds' health.

SOLUTIONS

Some commercially-produced solutions offer a formula complete with vitamins and minerals. Any solutions with dye, food coloring or flavoring in them are considered unsafe and aren't needed. Red coloring isn't necessary because most feeders already have something red on them to attract hummingbirds.

Hummingbirds can get fatal hardening of the liver from eating a heavy sugar syrup. For that reason a solution that is no more than 1 part sugar to 4 parts water is recommended. Boil the water, stir in the sugar, and remove the solution from heat. This will retard mold growth. Let the solution cool before filling your feeder.

Don't use honey or artificial sweeteners in your feeder. Honey helps fungus grow and contains botulism toxins that can kill hummingbirds. Birds may quickly starve to death eating artificial sweeteners because they contain no calories.



LOCATIONS

Place your hummingbird feeder where you can watch it and where it can be easily reached for cleaning and refilling. Shady spots are best for keeping the sugar solution cool, which keeps mold growth down.

Since hummers tend to fight over feeders hung close together, placing them far apart or out of sight of each other will attract more birds.

Plant or place nectar-producing blossoms near feeders so hummingbirds will also have insects and natural nectar for a more balanced diet.

PROBLEMS

If your sugar solution attracts ants, bees or wasps, apply petroleum jelly around the openings of the feeders and on the wire from which it hangs. Or try moving the feeder to another spot. Don't use insect sprays or repellents to control insects on or around the feeder. If stinging insects are a problem, try spraying a fine mist of water from a hose onto the feeder. The water will at least chase away the insects for a while, and the hummers may enjoy the shower.

Please visit: www.wdfw.wa.gov/wlm/backyard/